

POWER RADIUS SE

Encapsulated flat profile gaskets

revoseal JG/JP

The internationally patented geometry of outer and inner cogging completely encapsulates the graphite or PTFE layers. The tooth geometry has been calculated in such a way that even at using low quality bolts an ideal compression of the graphite layers and a double metallic sealing can be achieved. Therefore, Jungtec JG or JP (encapsulated flat profile gaskets) combine the advantages of metal and composite materials in an ideal way.

Highlights

- › The effective gasket width can be adapted in order to achieve optimum sealability in accordance to the Technical Instructions on Air Quality Control (TA-air), **VDI 2290** according to **DIN EN 1591**.
- › Temperature: - 200°C to + 1000°C (dependent on the carrier material)
- › Pressure: from vacuum to 400 bar (1,500 lbs)
- › Lowest leakage rates of all gaskets available on the market
- › Standard material: 1.4571 (additional materials on request)
- › Total thickness 3.8 mm (additional thicknesses on request)
- › JG/JP profiles reproduce the tongue and groove principle
- › Fire Safe Certificate according to **API 607** (also for PTFE) and blow-out resistance according to **VDI 2200**

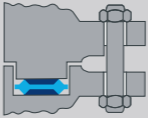
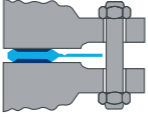
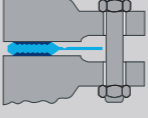
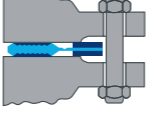


revoseal Europe GmbH
Industriestr. 1
50259 Pulheim | Germany

T: +49 (0) 2238 47 999-0
F: +49 (0) 2238 47 999-20
info@revoseal.com

Exclusive Distributor for INDIA
JEYSONS INDUSTRIES
L11 to L14, Chaudhary Ind.,
Vakan Pada, Nalasopara East,
Tal. Vasai, Dist. Thane 401209
Mob: +91-9819119925
Email: revoseal@jeysons.com



Type	Cross section	Designation
JG/JP 1		Encapsulated flat-profile gasket suitable for tongue & groove and male and female facings according to DIN EN 1514-4 TG and SR .
JG 2		Encapsulated flat-profile gasket with centring ring and predetermined breaking groove for raised face and full face flanges form A and B according to DIN EN 1092-1 , as well as flanges according to ANSI B 16.5 / B 16.47-A and B 16.47-B .
JP 2		Encapsulated flat-profile gasket with centring ring and predetermined breaking groove for raised face and full face flanges form A and B according to DIN EN 1092-1 , as well as flanges according to ANSI B 16.5 / B 16.47-A and B 16.47-B . Recommended for pressure higher than 200 bar and temperatures exceeding 500 °C.
JP Top		JP TOP has the same properties as JP 2. In addition it has a secondary sealing of graphite or PTFE. This design is especially suited for cold chemicals building a corrosive medium in contact with air (atmosphere).
Vario		JG and JP gaskets are also available with our Vario-centering system (see revoseal system Vario).

Dimensions JG/JP

Encapsulated flat profile gasket with centring ring and predetermined breaking groove for raised face and full face flanges form B according to DIN EN 1092-1

[DN]	d1		d2		d3									
	PN x-40	PN 100-160	PN 250-400	PN 10	PN 16	PN 25	PN 40	PN 64	PN 100	PN 160	PN 250	PN 320	PN 400	
10	22	36	36	46	46	46	46	56	56	56	67	67	67	
15	26	42	42	51	51	51	51	61	61	61	72	72	78	
20	31	47	47	61	61	61	61	72	72	72	-	-	-	
25	36	52	52	71	71	71	71	82	82	82	83	92	104	
32	46	62	66	82	82	82	82	88	88	88	-	-	-	
40	53	69	73	92	92	92	92	103	103	103	109	119	135	
50	65	81	87	107	107	107	107	113	113	119	124	134	150	
65	81	100	103	127	127	127	127	137	143	143	153	170	192	
80	95	115	121	142	142	142	142	148	154	154	170	190	207	
100	118	138	146	162	162	168	168	174	180	180	202	229	256	
125	142	162	178	192	192	194	194	210	217	217	242	274	301	
150	170	190	212	217	217	224	224	247	257	257	284	311	348	
175	195	215	245	247	247	254	265	277	287	287	316	358	402	
200	220	240	280	272	272	284	290	309	324	324	358	398	442	
250	270	290	340	327	328	340	352	364	391	391	442	488	-	
300	320	340	356	377	383	400	417	424	458	458	536	-	-	
350	375	395	415	437	443	457	474	486	512	512	-	-	-	
400	426	450	474	489	495	514	546	543	572	572	-	-	-	
450	480	506	-	539	555	564	571	-	-	-	-	-	-	
500	530	560	588	594	617	624	628	657	704	704	-	-	-	
600	630	664	700	695	734	731	747	764	813	813	-	-	-	
700	730	770	812	810	804	833	852	879	950	950	-	-	-	
800	830	876	886	917	911	942	974	988	-	-	-	-	-	
900	930	982	994	1017	1011	1042	1084	1108	-	-	-	-	-	
1000	1040	1098	1110	1124	1128	1154	1194	1220	-	-	-	-	-	
1200	1250	1320	1334	1341	1342	1364	1398	1452	-	-	-	-	-	
1400	1440	1522	-	1548	1542	1578	1618	-	-	-	-	-	-	
1600	1650	1742	-	1772	1764	1798	1830	-	-	-	-	-	-	
1800	1850	1914	-	1972	1964	2000	-	-	-	-	-	-	-	
2000	2050	2120	-	2182	2186	2230	-	-	-	-	-	-	-	
2200	2250	2328	-	2384	2378	-	-	-	-	-	-	-	-	
2400	2460	2512	-	2594	-	-	-	-	-	-	-	-	-	

DIN / Inch = nominal width • d1 = inside diameter of the graphite layer • d2 = outside diameter of the gasket

The total thickness is 3.8 +/- 0.1 mm • other thicknesses available • also available in other DIN and ANSI dimensions • Design and calculation according to revoseal factory standard

Dimensions JG/JP

Encapsulated flat profile gasket JP-2 with centring ring and predetermined breaking groove for flanges according to ANSI B1.6.5

[inch]	d1		d2		d3									
	[inch]	150-300 lbs	400-600 lbs	900-1500 lbs	150 lbs	300 lbs	400 lbs	600 lbs	900 lbs	1500 lbs				
1/2	23	33	33	33	44,4	50,8	50,8	50,8	60,3	60,3				
3/4	29	40	40	40	53,9	63,5	63,5	63,5	66,7	66,7				
1	37	47	47	47	63,5	69,8	69,5	69,5	76,2	76,2				
1 1/4	44	60	60	60	73,0	79,4	79,4	79,4	85,7	85,7				
1 1/2	52	70	70	70	82,5	92,1	92,1	92,1	95,2	95,2				
2	70	89	89	89	101,8	108,0	108,0	108,0	139,7	139,7				
2 1/2	83	102	102	102	120,6	127,0	127,0	127,0	161,9	161,9				
3	94	124	124	124	133,4	146,1	146,1	146,1	165,1	171,5				
3 1/2	111	136	136	136	158,8	161,9	158,7	158,7	-	-				
4	124	149	149	149	171,5	177,8	174,6	190,5	203,2	206,4				
5	151	176	176	176	193,7	212,7	209,5	238,1	244,5	250,8				
6	179	209	209	209	219,1	247,7	244,5	263,5	285,8	279,4				
8	229	260	260	260	276,2	304,8	301,6	317,5	355,6	349,3				
10	283	313	313	313	336,5	358,8	355,6	396,9	431,8	431,8				
12	340	370	370	378	406,4	419,1	415,9	454,0	495,3	517,5				
14	372	402	402	409	447,7	482,6	479,4	488,9	517,5	574,7				
16	422	457	457	467	511,2	536,6	533,4	561,9	571,5	638,1				
18	479	514	514	530	546,1	593,7	590,5	609,6	635,0	701,7				
20	530	570	570	581	603,2	650,9	644,5	679,5	695,3	752,4				
22	581	621	621	632	657,2	701,7	698,5	730,3	-	-				
24	632	672	672	682	714,4	771,5	765,2	787,4	835,0	898,5				

DIN / Inch = nominal width • d1 = inside diameter of the graphite layer • d2 = outside diameter of the gasket

Total thickness 3.8 +/- 0.1 mm • other thicknesses available • also available in other DIN and ANSI dimensions

Design and calculation according to revoseal factory standard

Dimensions JG 1

Encapsulated flat profile gasket for tongue & groove according to DIN 2512 and EN 1514-1 form TG

DN	d1	d2	Dicke
10	24	34	2
15	29	39	2
20	36	50	2
25	43	57	2
32	51	65	2
40	61	75	2
50	73	87	2
65	95	109	2
80	106	120	2
100	129	149	2,5
125	155	175	2,5
150	183	203	2,5
200	239	259	2,5
250	292	312	2,5
300	343	363	2,5
350	395	412	3
400	447	473	3
500	549	575	3
600	649	675	3
700	751	777	3
800	856	882	3
900	961	987	3
1000	1061	1093	4

DN / Inch = nominal width • d1 = inside diameter • d2 = outside diameter of the graphite layer • Total thickness is 2.0 +/- 0.1 mm • Additional thicknesses available •

also available in other DIN and ANSI dimensions

Design and calculation according to

revoseal factory standard